


PENN

THE CLUB



Membership Information

BELONG

Welcome.

The Penn Club of New York is the University of Pennsylvania's dream of a "home away from home."

Ranked the #2 City Club in New York, this exclusive private club is for those affiliated with the University of Pennsylvania and our select affiliate schools and organizations.

Our historic landmark clubhouse, located in midtown Manhattan, boasts 13 floors filled with dining options, overnight guest rooms, a business center, a fitness center, catering & meeting space, an active programs calendar, and over 150 reciprocal clubs worldwide.

The membership application process is simple. Annual dues and initiation fees are determined upon thorough review of the information provided. Please complete ALL requested information. Verification of this information will be conducted during the membership acceptance process. Initiation fees are paid in full and dues are prorated according to the month in which you join.

The club year runs **July 1 – June 30**. Rates are subject to New York sales tax of 8.875%. Any additional charges determined by the membership department must be paid before the membership process can be completed.

New members will be notified by email of their acceptance into The Penn Club. Prospective members may not utilize the Club or any of its facilities or reciprocal clubs until notified of acceptance.

Click [here](#) for further membership information.

For any questions, contact the membership department:
212.403.6627 or membership@pennclubny.org



REST

The Penn Club of New York has **39 overnight guest rooms** for members and their guests.

In addition to the in-room amenities, guests enjoy complimentary access to the Palestra Fitness Center on the 12th Floor seven days per week.

Friday and Saturday night stays enjoy complimentary continental breakfast in The Grill Room. Members are welcome to sponsor non-member guests to stay in the overnight rooms.

Reservations can be made up to one year in advance.



Nightly rates are as follows*:

Standard Room:

| | |
|-----------|--------------|
| Queen Bed | \$270 |
| 2 Twins | \$270 |
| King Bed | \$295 |

Deluxe Room:

| | |
|-----------|--------------|
| Queen Bed | \$285 |
| King Bed | \$315 |

Founder's Suite:

| | |
|---|--------------|
| King Bed in Junior Suite with sofa bed and walk-in closet | \$430 |
|---|--------------|

Extras:

| | |
|---------------------------|--------------------|
| Guest Fee** | up to \$100 |
| Roll-away Bed | \$30 |
| Crib | \$25 |
| Peak Surcharge (Sept—Dec) | \$10 |

**Rates are subject to change based on market conditions.*

***Assessed to all rooms occupied by members' guests.*

DINE

The Main Dining Room



Located on the 2nd floor, this dining room offers attentive service & excellent cuisine in an elegant surrounding. Pre-Theater Dinner is offered weekly from 5:30—7:00pm. The dress code requires a jacket or tie for men and business attire for women.



The Grill Room



Located in the cellar, this restaurant offers a relaxed setting with casual fare such as sandwiches, burgers and salads. The Grill Room bar area is ideal to enjoy drinks, a quick meal or viewing televised sporting events. The dress code is business casual.

Hours of Operation:

Breakfast

| | | |
|-----------|---------|----------------|
| Mon—Fri | 7—10 am | Main (2nd Fl) |
| Sat & Sun | 1—11 am | Grill (Cellar) |
| Holidays | 1—11 am | Grill (Cellar) |

Lunch

| | | |
|----------|------------|----------------|
| Mon—Fri | 12—2:30 pm | Main (2nd Fl) |
| | 12—3 pm | Grill (Cellar) |
| Saturday | 12—7 pm | Grill (Cellar) |

Dinner

| | | |
|---------|-----------|----------------|
| Mon—Fri | 3—10 pm | Grill (Cellar) |
| Mon—Fri | 5:30—9 pm | Main (2nd Fl) |

Cocktail Bar Service

| | | |
|------------|----------|----------------|
| Mon—Fri | 12—11 pm | Grill (Cellar) |
| All 7 Days | 3—10 pm | Ben Franklin |

INVIGORATE

The Palestra Fitness Center

Located on the 12th floor, the Palestra Fitness center is open 7 days a week.



Hours of Operation:

| | |
|-----------|-----------------|
| Mon—Fri | 6:30 am—9:30 pm |
| Sat & Sun | 8:00 am—4:00 pm |
| Holidays | 8:00 am—4:00 pm |

Massage Therapy

Swedish, Shiatsu, Deep Tissue & Reflexology massages available by a New York State licensed massage therapist.

Membership

| | |
|------------|------------------------------------|
| Ages 21—28 | \$110 3 mo \$440 per year |
| Age 29+ | \$125 3 mo \$500 per year |
| Daily Use | \$15 per visit |

| | |
|-------------------------------|--------------|
| 60 min Session | \$95 |
| 90 min Session | \$140 |
| Add'l Fee for In-Room Session | \$415 |

Personal Training

| | |
|--------------------|---------------|
| 1 Session (60 min) | \$85 |
| 5 Sessions | \$400 |
| 10 Sessions | \$750 |
| 20 Sessions | \$1400 |

GROW



LEARN

The Program Committee of The Penn Club organizes dozens of fun & engaging programs featuring networking, cultural, intellectual, professional, and personal topics that further the University's vision of providing Penn alumni and their affiliates with lifelong education and learning. Visit pennclub.org for the calendar of events.



MEET

The Penn Club offers an array of private events and meeting spaces. Whether grand social events or corporate functions, one of our eight rooms can accommodate.

Contact our catering department at **212.403.6620** or catering@pennclubny.com.

Visit [here](#) for more information.



WORK

The **11th Floor Business Center** offers members unlimited use of workspace. With private cubicles, open seating, and a private conference room, this space is ideal for a quiet work area.



TRAVEL

Penn Club Members have access to 150+ clubs worldwide. For a complete list, visit this link:

[Penn Club Reciprocal Clubs](#)

MEMBERSHIP RATES

Fiscal Year July 1, 2018 — June 30, 2019

UPENN AFFILIATION

Resident Members

(Live/Work in NYC)

| | Dues | Initiation |
|-----------|---------------|---------------|
| Age 21—24 | \$360 | N/A |
| Age 25—28 | \$630 | \$630 |
| Age 29—31 | \$925 | \$925 |
| Age 32—34 | \$1330 | \$1330 |
| Age 35 + | \$1760 | \$1400 |

Suburban Members

(Live/Work within 50 miles of NYC)

| | Dues | Initiation |
|-----------|---------------|---------------|
| Age 21—24 | \$340 | N/A |
| Age 25—28 | \$430 | \$430 |
| Age 29—31 | \$565 | \$565 |
| Age 32—34 | \$925 | \$925 |
| Age 35 + | \$1230 | \$1230 |

Non-Resident National Members

(Live/Work more than 50 miles from NYC)

| | Dues | Initiation |
|-----------|--------------|--------------|
| Age 21—24 | \$315 | N/A |
| Age 25—28 | \$340 | \$340 |
| Age 29—31 | \$405 | \$405 |
| Age 32—34 | \$540 | \$540 |
| Age 35 + | \$780 | \$780 |

International Members

(Live/Work outside the United States)

| | Dues | Initiation |
|-----------|--------------|--------------|
| Age 21—24 | \$315 | N/A |
| Age 25—28 | \$340 | \$340 |
| Age 29—31 | \$405 | \$405 |
| Age 32—34 | \$490 | \$490 |
| Age 35 + | \$640 | \$640 |

Faculty & Staff

Includes all full-time staff & adjunct professors, as well as full-time staff & residents of University of Pennsylvania Health System (UPHS). Dues are **\$405**, Initiation Fee is **\$405**.

ASSOCIATE & AFFILIATE SCHOOLS

Resident Members

(Live/Work in NYC)

| | Dues | Initiation |
|-----------|---------------|---------------|
| Age 21—24 | \$360 | N/A |
| Age 25—28 | \$630 | \$630 |
| Age 29—31 | \$925 | \$925 |
| Age 32—34 | \$1330 | \$1330 |
| Age 35 + | \$1760 | \$1400 |

Suburban Members

(Live/Work within 50 miles of NYC)

| | Dues | Initiation |
|-----------|---------------|---------------|
| Age 21—24 | \$340 | N/A |
| Age 25—28 | \$430 | \$430 |
| Age 29—31 | \$565 | \$565 |
| Age 32—34 | \$925 | \$925 |
| Age 35 + | \$1230 | \$1230 |

SPECIAL MEMBERSHIP CATEGORIES

| | Dues | Initiation |
|----------------------|--------------|------------|
| Full-time Undergrad* | \$200 | N/A |
| Member's Partner** | \$410 | N/A |


* Any full-time Grad or Undergrad aged 25+ may join with a waiver of initiation fee at Penn or affiliate dues rate.

** Eligible upon written application and acceptance of primary member.


All dues are annual and prorated from the month of joining to the end of the fiscal year (June 30), with a one-time initiation fee for new members.

REINSTATEMENT FEES

Previous members of Penn Club who have paid a full initiation fee will be charged 50% of the current fee, plus applicable annual dues before readmission to the Club.



MEMBERSHIP APPLICATION



☐ Dr. ☐ Mrs. ☐ Mr. ☐ Ms. **APPLICANT NAME:** _____

FULL NAME WHEN ENROLLED (if different from above): _____

AFFILIATION (check one):

☐ Alumnus ☐ Current Student ☐ Faculty/Staff/Board/Committee Member ☐ Executive Education Student

☐ Family Member of Alumnus: Alumnus Name _____ Relationship _____

SCHOOL _____ **YEAR** _____ **PROGRAM** (check all that apply):

☐ Full-time ☐ Part-time ☐ Degree ☐ Certificate

PERSONAL INFORMATION (required):

Address _____ City/State/Zip _____

Home Phone _____ Cell _____ Email _____

Marital Status (check one): ☐ Single ☐ Married Date of Birth (mm/dd/yyyy):

Social Security Number

EMPLOYMENT / PROFESSIONAL INFORMATION (required):

Employer _____ Title _____

Address _____ City/State/Zip _____

Business Phone _____ Business Email _____

CLUB HISTORY:

Were you previously a member of the Penn Club? ☐ No ☐ Yes: Member # _____ Year(s) _____

Did a member refer you? ☐ No ☐ Yes, I was referred by (member name): _____

PARTNER MEMBERSHIP (optional):

☐ Dr. ☐ Mrs. ☐ Mr. ☐ Ms. **NAME** _____ **EMAIL** _____

Phone _____ Date of Birth Social Security Number

PALESTRA FITNESS CENTER MEMBERSHIP (optional):

For an additional yearly fee, members may add the Palestra Fitness Center to their account. New members of the Palestra are provided a complimentary Fitness Evaluation/Personal Training Sessions. Palestra dues are billed quarterly based on a yearly contract, and charged to your house account upon entrance to The Penn Club.

☐ Yes, I will join the Palestra Fitness Center ☐ (optional) Please add membership for my partner

PAYMENT INFORMATION

Payment must be submitted with application. Credit card information is **REQUIRED** even if paying by check.

☐ American Express ☐ MasterCard ☐ Visa ☐ Check (Number) _____ (Amount) _____

Cardholder Name _____ Card Number _____ Exp. Date _____

☐ I authorize The Penn Club to automatically bill my credit card for membership dues on a yearly basis.

All payments for membership must include **8.875% New York State Sales Tax** added to both dues and initiation fees. Dues will be pro-rated according to our fiscal year beginning July 1st to June 30th. Please make checks payable to The Penn Club. Valid credit card number must be provided for processing and verification of application. Membership is non-refundable and non-transferable. Please allow two weeks for processing of application. **Application must be completed IN FULL WITH PAYMENT to be processed.**

I hereby apply for membership, and authorize The Penn Club of New York to make any necessary inquiries on the information listed on this application as well as to the University of Pennsylvania and/or any other educational institution to evaluate my application. If elected into membership, I agree to support and abide by the by-laws and house rules as set forth by The Penn Club of New York. I authorize The Penn Club of New York to charge my credit card on file for payment of house charges that are 90 days past due, including any applicable finance fees.

APPLICANT SIGNATURE _____ **DATE** _____

Send completed application to membership@pennclubny.org

THE PENN CLUB · 30 West 44th Street · New York, NY 10036 · 212.764.3550 · pennclub.org